

Student Application Process




Student creates an account



Student submits applications



Facilitator* selects payment type



Facilitator* approves or denies application(s)






Email sent to student and parent notifying of payment requirements and waiver (if applicable).

Applications

Student should login in to the GaVS account to:


1. Check application(s).
2. Sign waiver (if required).
3. Make payment (if required).
4. Sign software release (if required).



ENROLL NOW

Application process is complete. Student will receive next steps email from Georgia Virtual School.

Facilitator* will move application(s) to enrollment complete.



WELCOME

Student and parent will receive welcome email and phone call from the instructor(s).

*The **facilitator** is the GaVS contact at the local school.